

PRODUCT DATASHEET

LED Worklight S-Stand 20 W 4000 K

WORKLIGHTS S-STAND | Flexible, portable worklight



Areas of application

- Renovation
- Garages
- Basement
- Workshops

Product benefits

- Optimized weight and size due to compact design
- Energy savings of up to 80% compared to halogen lamp worklights
- Semi-frosted, tempered glass cover for uniform illumination

Product features

- Worklight with swiveling head
- Type of protection, luminaire head and housing: IP65, Type of protection, plug: IP44
- Quick-release fastener for adjustment of luminaire head angle
- 2 m cable with type E/F plug



TECHNICAL DATA

Electrical data

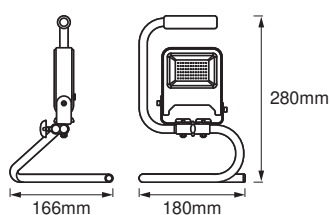
Nominal wattage	20.00 W
Nominal voltage	220...240 V
Mains frequency	50...60 Hz
Nominal current	92.000 mA
Inrush current	0.05 A
Max. number of luminaires per miniature circuit breaker C10	-
Power factor λ	> 0.90
Protection class	I
Operating mode	Electronic control gear (ECG)

Photometrical data

Luminous flux	1700 lm
Luminous efficacy	85 lm/W
Color temperature	4000 K
Light color (designation)	Cool White
Color rendering index Ra	≥ 80
Standard deviation of color matching	6 sdc _m
Photobiological safety group acc. to EN62778	RG1
Photobiological safety group acc. to EN62471	RG1
Beam angle	120 °

Dimensions & Weight

Length	180.00 mm
Width	160.00 mm
Height	280.00 mm
Product weight	960.00 g



LED WORKLIGHT 20W S-STAND

Materials & Colors

Product color	Dark gray
Housing color	Dark gray
Body material	Aluminum Steel
Cover material	Glass
Light emitting surface material	Glass
Mercury content	0.0 mg

Application & Mounting

Ambient temperature range	-20...+45 °C
Temperature range at storage	-30...+70 °C
Type of connection	Protective contact Plug type
Type of protection	IP65 ¹⁾
Protection class IK (shock resistance)	IK06
Dimmable	No
Mounting type	Standing
Mounting location	Floor
Application environment	Outdoor
Adjustable	Yes
LED module replaceable	Not replaceable
With light source	Yes

¹⁾ Luminaire head and housing IP65, plug IP44

Lifespan

Lifespan L70/B50 at 25 °C	25000 h ¹⁾
Number of switching cycles	15000

¹⁾ t[h]: L70 / B50 @ 25 °C (Ta), t[h]: L80 / B10 @ 25 °C (Ta), t[h]: L90 / B10 @ 25 °C (Ta)




Certificates & Standards

Standards	CE / EAC
-----------	----------

EQUIPMENT / ACCESSORIES

– Complete mounting and connecting accessories included

DOWNLOAD DATA

Documents and certificates	Document name
 User instruction	LED WORKLIGHT S-STAND
 Packaging insert	OUTDOOR LUMINAIRES
 Declarations Of Conformity CE	CE Declaration LED Worklight

LOGISTICAL DATA

Product code	Packaging unit (Pieces/Unit)	Dimensions (length x width x height)	Gross weight	Volume
4058075213838	Folding box 1	81 mm x 181 mm x 245 mm	1028.00 g	3.59 dm ³
4058075213845	Shipping box 10	415 mm x 375 mm x 265 mm	10872.00 g	41.24 dm ³

The mentioned product code describes the smallest quantity unit which can be ordered. One shipping unit can contain one or more single products. When placing an order, for the quantity please enter single or multiples of a shipping unit.

DISCLAIMER

Subject to change without notice. Errors and omission excepted. Always make sure to use the most recent release.